



Datasheet

5986401

10W/m ART LED-Streifen 2700K 4m


Our 10W/m ART STREIFEN 16mm TOP can also be used directly in the visible area due to its excellent properties. Due to the homogeneous light distribution without discernible light points and the high-quality, satin polyurethane potting He no longer needs a cover on the profile. The heat dissipation is already through the PU potting and an aluminum or acrylic rail is used for mounting or guiding. The material is insensitive to acids and alkalis, so the strip can be used without hesitation in adverse environments such as swimming pools (chlorine), on ships (salt water) or in kitchens (wipe with detergents). For planned objects, there is a possibility to manufacture the feeds according to the requirements on site (IP protection, UV protection, direction of the feed to the back or to the side, length of the feed etc.). ART strips are covered by a 5-year warranty for both function and polyurethane encapsulation.



Dimmable: yes


3.104 lm	luminous flux
776 lm/m	luminous flux / m
40 Watt	rated power
10 Watt/m	rated power / m
24 V DC	output voltage
2700 K	colour temperature
Warmweiss-E)	colour perception
Ra>80	colour rendering
3 sdcm	colour consistency
120°	beam angle
4.000 mm	length of strip on wheel
4.000 mm	max. strip length
16 mm	width
15 mm	height
3014	LED chipset
140 LED/m	LED chips / m
7.14 mm	LED pitch
50 mm	smallest cuttable unit
mm	length connection cable side 1
mm	length connection cable side 2
300 mm	lowest bending radius
IP68	type of protection
60 °C	max. temperature at tc test point
-20° - 45°C	temperature range in operation
Ø 54.000 h	nominal life time
L70B50	rated life time
0.7	lumen maintenance factor at the end of the nominal life
mA	nominal current
40 kWh/1000h	energy consumption / m






Sigor
5986401

A	→
B	→
C	→
D	→
E	→
F	→
G	→



C

40
kWh/1000h





2019/2015

as of: 22.01.2022



5986401

10W/m ART LED-Streifen 2700K 4m



Manual:

https://shop.sigor.de/media/pdf/5986401_manual.pdf

as of: 22.01.2022

Page: 2